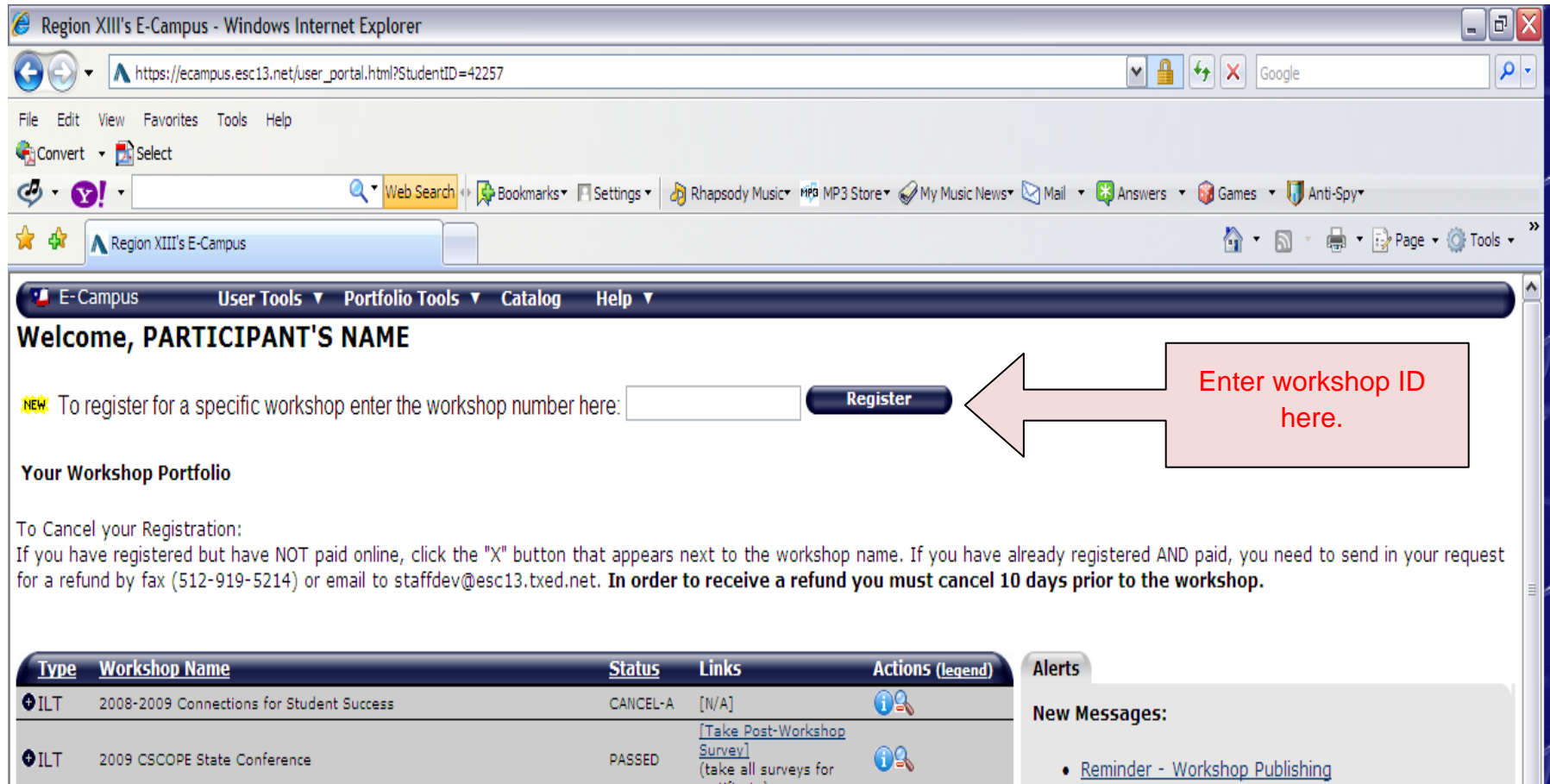






How to Register under Block Registration

1. ******To register under the E-campus registration system, each **individual** must have an account. Registration will not be valid without an **individual account**.
2. Once the accounts are set up, log into the account you would like to receive the confirmation email. In the space provided, enter the Workshop ID. Then click on the “Register” icon.



The screenshot shows a web browser window titled "Region XIII's E-Campus - Windows Internet Explorer". The address bar shows the URL "https://ecampus.esc13.net/user_portal.html?StudentID=42257". The page content includes a navigation bar with "E-Campus", "User Tools", "Portfolio Tools", "Catalog", and "Help". Below the navigation bar, there is a welcome message: "Welcome, PARTICIPANT'S NAME". A yellow "NEW" icon is followed by the text: "To register for a specific workshop enter the workshop number here:". This text is followed by an input field and a "Register" button. A red box with the text "Enter workshop ID here." has an arrow pointing to the "Register" button. Below this, there is a section titled "Your Workshop Portfolio" with instructions on how to cancel registration. At the bottom, there is a table with columns: "Type", "Workshop Name", "Status", "Links", and "Actions (legend)".

Type	Workshop Name	Status	Links	Actions (legend)
+ILT	2008-2009 Connections for Student Success	CANCEL-A	[N/A]	 
+ILT	2009 CSCOPE State Conference	PASSED	[Take Post-Workshop Survey] (take all surveys for certificate)	 

Alerts

New Messages:

- [Reminder - Workshop Publishing](#)

3. On the lower left hand corner of the page, you will see “Register, Block Register, and Download Date” icons. Click on the “Block Register” icon.

Region XIII's E-Campus - Windows Internet Explorer

https://ecampus.esc13.net/show_class_info.html?ClassID=17875&CourseID=6551

File Edit View Favorites Tools Help

Convert Select

Web Search Bookmarks Settings Rhapsody Music MP3 Store My Music News Mail Answers Games Anti-Spy

Region XIII's E-Campus

E-Campus User Tools My Portfolio Catalog Course Tools Help

2010 CSCOPE State Conference
You may register for this workshop.

Register

2010 CSCOPE State Conference (SU1017875)

Course Introduction
The 2010 CSCOPE State Conference focuses on improved student achievement through successful implementation of the CSCOPE curriculum management system. The conference provides various learning strands for new and experienced CSCOPE teachers and leaders. Conference sessions cover a variety of topics, such as use of CSCOPE system components, 5E lesson design, instructional strategies/differentiation, customization, assessments, and many more. Participants will have the opportunity to learn from practitioners in the field who will share their stories and strategies for successful CSCOPE implementation.

Campus and/or district staff using CSCOPE are encouraged to attend as a group and use this event as a great opportunity to learn and plan together.

Sample session topics include, but are not limited to:

- CSCOPE Foundations
- Technology
- Differentiation
- Content (Math, Science, ELA/SLA, Social Studies)
- Assessment
- Professional Learning Communities

Sign up before March 1 and receive \$30.00 off the registration price! Just enter the following discount code when registering: **earlybird**

Please visit the conference website at: <http://www.cscope.us/conferences.html> to view updated information about accommodations, sessions, daily agendas, and more.

Class Notes
Please make check or P.O. payable to: ESC Region XIII- 2010 CSCOPE State Conference

Course Name	2010 CSCOPE State Conference	Categories	CSCOPE
Course Type	ILT	Total Seats	3000
Workshop ID	SU1017875	Open Seats	2605
PDAS Links	VI => Professional Development	Gifted / Talented	No
Price	\$200.00	Admin Stds	7. Learner-Centered Instructional Leadership and Management
Payment Methods	Purchase Order, Credit Card, and Check	Presenter	varied
Registration Begins	1/8/2010 12:00 pm	Contact	Muffet Livaudais
Registration Ends	6/22/2010 12:00 pm	Contact Phone	512-919-5127
Meeting Dates	6/22/2010 9:00 am -- 4:30 pm 6/23/2010 8:30 am -- 3:00 pm	Location	San Antonio Convention Center 200 E. Market St., San Antonio, TX 78205
Meets NCLB Highly Qualified Teacher Standards?	No	Audience	CSCOPE district and campus teachers and leaders
		Credits	CE Credit: 12.00 GT Credit: 0.00

Register **Block Register** **Download Date**

Block Register
icon located here.

- The Block Register icon will bring you to a search engine. This will allow you to search by last name, first name, Username, District, email, or Campus name(if valid). The system defaults to last name. Enter the last name of the first person on your list. Click on the “Apply Filter” icon.

Block Registration

Step 1: Type in the last name of the participant you wish to register; then click **Apply Filter**.
Step 2: Click the check box next to the participant's name.
Step 3: REPEAT Steps 1 & 2 for each participant you wish to register.
Step 4: When you have selected ALL participants, click **Done Selecting** at the bottom of the page.

Names in grey do not meet the requirements to register. They may be missing prerequisites, already be registered, or not share a group with the workshop.

Please select up to 2605 participant(s) to register for this workshop.

Last Name starts with

Showing All

Page 1 of 2001 --- [1 | 2 | 3 | 4 | 5 | 6 | 7 | 8 | 9 | 10 | 11 | 12 | 13 | 14 | 15 | 16 | 17 | 18 | 19 | 20 | Next 20]

<input type="checkbox"/>	Name	Username	E-mail	Worksite
<input type="checkbox"/>	(Mauldin) Brown, Suzan	smauldin	sbrown@responsived.com	EAGLE ACADEMY CHARTER/EAGLE ACADEMY CHARTER
<input type="checkbox"/>	aaaa. ra	rahim	rahimaskarzadeh@gmail.com	STUDENT/STUDENT

- You will notice after typing in the last name, another option to search will appear by default of first name. If the name of the person you are searching for already appears on the list, there will be no need to type in the first name. Simply select the name by clicking on the box provided to the left of the name of the person you wish to register.



Filtered!

Last Name starts with perales and
 First Name starts with

Showing All

<input type="checkbox"/>	Name	Username	E-mail	Worksite
<input type="checkbox"/>	Perales, Aaron	aperales	aperales@aisd.net	ARLINGTON ISD/ARLINGTON H S
<input type="checkbox"/>	Perales, Alfonso	alperales	alperales@eeisd.org	EDCOUCH-ELSA ISD/EDCOUCH-ELSA H S
<input type="checkbox"/>	Perales, Alma	Alma Perales	F041400@nisd.net	NORTHSIDE ISD (SAN ANTONIO)/CONNALLY MS

6. The system will show the name as selected by a green check. If you have selected a name in error, click on the box again to release the name from your list.
7. Type in the last name of the next person on your list by replacing the name that was just typed. Click on the “Apply Filter” icon. Also, you may type in the first name of the individual you are searching for if the list is longer than expected. Select the name by clicking on the box provided to the left of the name. Repeat the process if you have more names of participants to register.
8. When you have selected each name you wish to register for the workshop/conference, click on the “Done Selecting” icon. This will bring you to a list of the names you have selected as seen below. If there is another individual you would like to add, click on the “Modify” icon to bring you back to the search engine. If you are sure your selection is final, click on the “Enroll” icon.

Region XIII's E-Campus - Windows Internet Explorer

https://ecampus.esc13.net/blockregister.html

File Edit View Favorites Tools Help

Convert Select

Web Search Bookmarks Settings Rhapsody Music MP3 Store My Music News Mail Answers Games Anti-Spy

Region XIII's E-Campus

E-Campus User Tools My Portfolio Catalog Help

Verify Participant Details

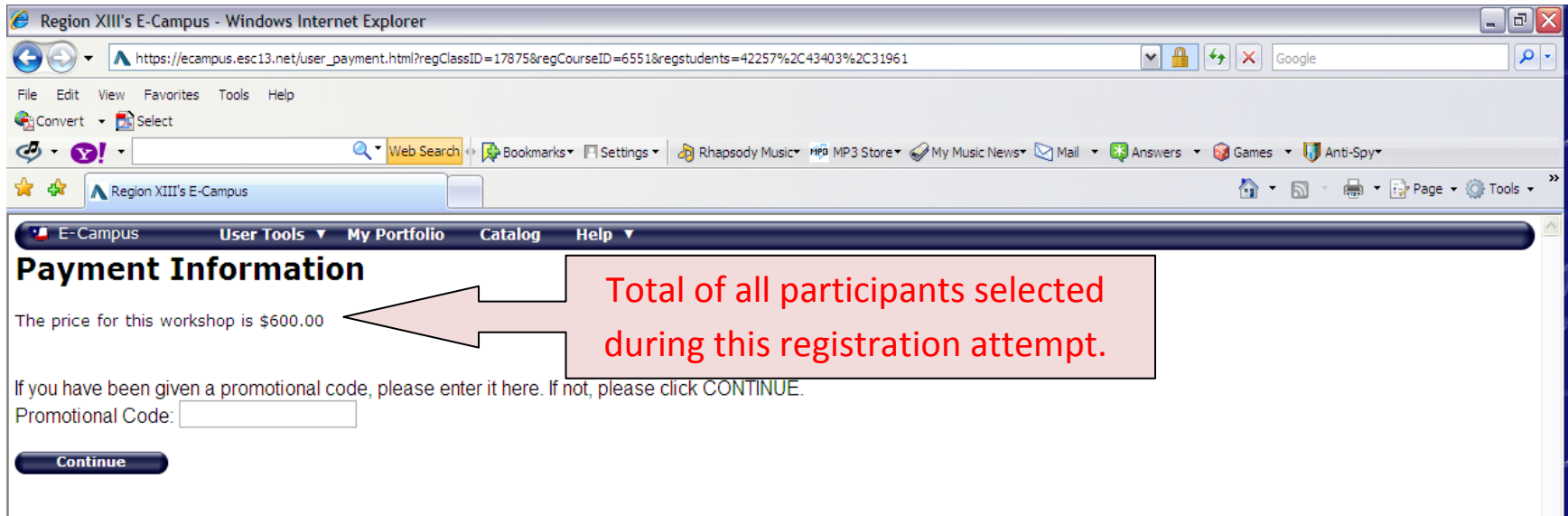
You, Perales, Marsha are preparing to register the following participants in 2010 CSCOPE State Conference, SU1017875:

Participant	District/Campus	Email	username
Labay, Wade	REGION 13 ESC/ACADEMIC SERVICES	wade.labay@esc13.txed.net	labayw
Perales, Marsha	REGION 13 ESC/ACADEMIC SERVICES	marsha.perales@esc13.txed.net	map
Heptner, Virginia	REGION 13 ESC/ACADEMIC SERVICES	virginia.heptner@esc13.txed.net	vheptner

If any information is not correct, please notify us [here](#).

Modify **Enroll**

9. After clicking on the “Enroll” icon, you will be brought to a page where a promotional code/Discount Code maybe entered. If you do not have a code, click on the “Continue” icon to enter in payment. The system will give you a total of all the participants that were selected during this registration attempt.



10. The next screen will give you an 3 options on method of payment. Select which method and fill in the needed information. *Information needed depends on the method of payment.*
11. When registration is completed it will display on the screen as completed. An email confirmation will be sent to the email address listed in the account used to do the registration as well as send an email to the addresses listed in each individuals' account.